



Studio Elwes

Website Instagram



The Garden Dispatch

vol. VI - 03.x.25

Leafing Through


One of the great things about the work that we do is the range of professions our day-to-day work spans. As landscape architects we're expected to be artist and draftsman to present our ideas, engineer and architect to put those ideas into contract drawings and project manager and contract specialist to see those ideas come to life. That's not to mention salesperson, gardener, geographer and (from time to time) therapist. What this means is that we can take inspiration from and guidance from such a wide source of influence.

This week, I wanted to profile two such sources of influence. Two books that I have read this year that have guided my understanding of spheres that are not about our work but have a direct relationship with it. Firstly, Dan Barber's 'The Third Place: Field Notes on the Future of Food'. The book

is centred around Dan (one of the world's top chefs) and his experience of surveying farming communities around the world and attempting to come up with a radical solution to the issues of climate change and food shortages across the globe. The Third Plate is not, however, just a take on the state of world farming, it is an acknowledgment that humans, landscape, food, soil are all intrinsically intertwined.

The second book I wanted to profile is one that may feel more down to earth, but pulls on a similar thread of connection with the earth and how we can improve our agricultural practices. The book is called 'No Dig: Nurture Your Soil to Grow Better Veg with Less Effort' by Charles Dowding. Dowding explains how, when creating an environment for vegetable growth, your biggest resource is the soil beneath your feet and that not only do you not have to import tons of top soil, using the no dig principles will result in less pests, less watering and a greater harvest.

Both of these books are written by people who view the health of the landscape as the key factor to the success of both their own endeavours but the success of humankind. Something we aim to do in our work.



Bulbs in Waiting

Bulb planting season is sneaking up on us, as it does every year. We've recently been looking at tulips for a client, so we thought we'd share a few favourites.

Tulip 'Acuminata' (top left) has these narrow, fiery little petals and looks amazing poking up through long grass. Also known as 'horned tulips', they should be planted en masse for greatest impact.

Tulip 'Carnaval de Nice' (top centre) never fails to stop people in their tracks, with its candy-stripe pattern, there is a distinctive seaside/Brighton rock feel to them.

Carrying on with the striped theme, **Tulip 'Spring Green'** (top right) are tall growing, neat blooms in green and cream. These blend well with punchier Springs yellows.

Tulip 'Ballerina' (bottom left) is a lovely example of a lily-flowered tulip and has a warm orange tone. 'Ballerina' tulips are known for their delicate scent, so plant in groups.

Not for everyone, but parrot tulips can, if planted in a protected spot, give a sense of drama with their velvet wave petals. For colour, look no further than the **Tulip 'Negrita Parrot'** (bottom middle) with its dark purple frills.

Finally, if you can get over its cheesy name, **Tulip 'World Friendship'** (bottom right) is the quintessential, closed-cup tulip, in the most elegant pale yellow. Perfect in the garden or cut for the house.

As a rule of thumb, we aim to use tall Tulips (45cm and taller) as they'll rise above the planting and make themselves known. Tulips are not everyone's cup of tea, but we believe that they're one of the most enjoyable moments of the growing season.

Don't forget – the bulb planting season will be over before you know, so don't forget to get your orders in now!

Studio Elwes Ltd.

London
United Kingdom

You received this email because you signed up on our website or made a purchase from us.



[Unsubscribe](#)

